

CONTINUOUS & RECIPROCATING VERTICAL CONVEYORS

The **VERTICAL CONVEYOR**
designed to elevate
and lower product
where floor space
is restricted



SIDE VIEW
Continuous

FRONT VIEW
Continuous

dsh CONTINUOUS VERTICAL CONVEYOR

designed to accept product horizontally, convey it vertically and discharge it horizontally... all in one continuous non-stop operation. An infeed belt continuously synchronized with the **dsh VERTICAL CONVEYOR** loads product into the lift. NO OPERATOR SUPERVISION required.

The **dsh** RECIPROCATING VERTICAL CONVEYOR

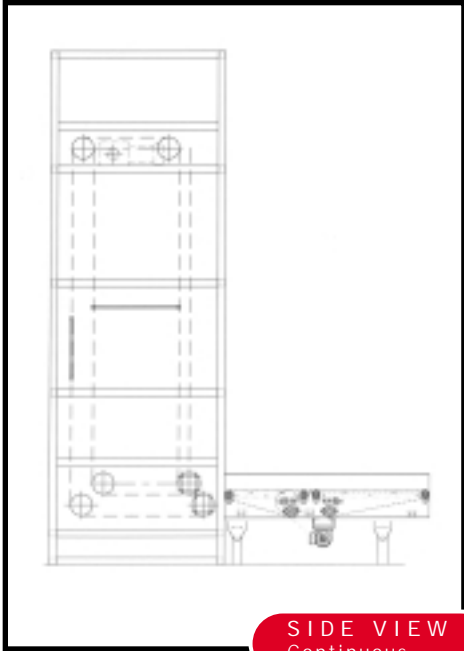
Where high speed continuous flow is not required,

dsh RECIPROCATING VERTICAL CONVEYORS

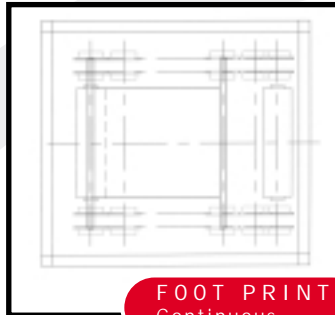
are an affordable alternative.

Our lifts are fully enclosed, guarded and loaded automatically by infeed conveyors.

CONTINUOUS & RECIPROCATING VERTICAL CONVEYORS



SIDE VIEW
Continuous



FOOT PRINT
Continuous

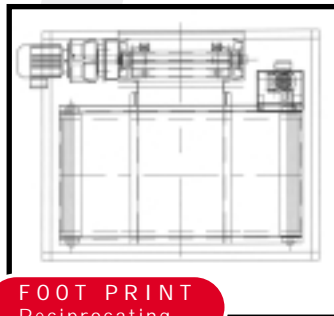
CONTINUOUS VERTICAL CONVEYOR SPECIFICATIONS

Platform Size	12" w x 18" deep to 60" wide x 60" deep
Platform Capacity	20 lbs. To 2000 lbs.
Rate	Up to 40 cases per minute based on product size
Difference:	Up to 50' between infeed and discharge
Controls	Stand alone control enclosure or an integrated system
Guarding	Painted wire mesh or clear lexan
Paint	Standard Gray: Custom colours upon request

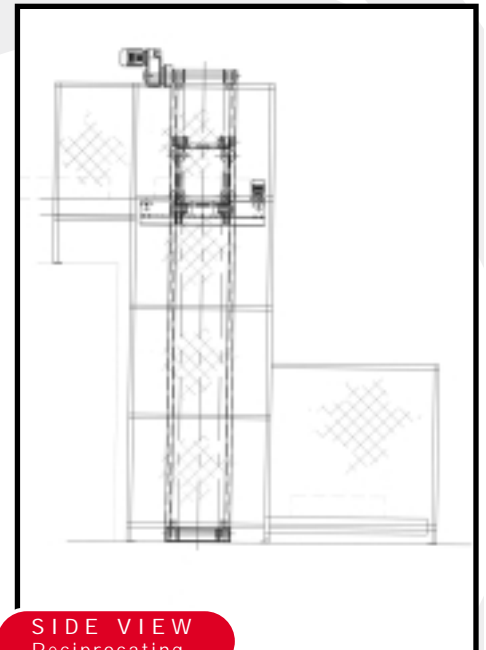
Increasing
YOUR Productivity...
**dsh VERTICAL
CONVEYORS**

CONTINUOUS RECIPROCATING CONVEYOR SPECIFICATIONS

Platform Size	16" BB x 18" deep to 60" wide x 60" deep
Platform Capacity	20 lbs. To 2000 lbs.
Platform type	Gravity, powered roller or belt
Rate	Up to 3 cycles per minute: 6 cases if double indexing
Difference:	Up to 50' between infeed and discharge
Controls	Stand alone control enclosure or an integrated system
Guarding	Painted wire mesh or clear lexan
Paint	Standard Gray: Custom colours upon request



FOOT PRINT
Reciprocating



SIDE VIEW
Reciprocating

